

**W.HOWARD**  
MDF SPECIALISTS

---

K I L D A R E

---

P R O D U C T  
B R O C H U R E

---

**WE MANUFACTURE AND  
DISTRIBUTE EUROPE'S WIDEST  
RANGE OF MDF PROFILES**

**It's over six decades since our W.Howard journey began. Since then, we've evolved into the manufacturer and distributor of Europe's widest range of MDF profiles. Our name is synonymous with quality, service and respect for the environment.**

This brochure is our showcase. It's where we present our products and allow you to get a taste of the transformative effect that our top quality MDF profiles can bring to all kinds of living and work spaces. From classic period designs to cool, contemporary styles, our products are designed to make a stunning difference to every interior.

Remember, too, that as you browse through our brochure, our team is always ready to answer your questions and talk through your plans. Superb customer service is at the heart of what we do, and we look forward to helping you in any way we can.



CORE  
RANGE  
by *W. Howard*

P10-15

WALL  
PANELLING  
by *W. Howard*

P16-21

PERIOD  
PROFILES  
by *W. Howard*

P22-25

CONTEMPORARY  
PROFILES  
by *W. Howard*

P26-29

CLASSIC  
PROFILES  
by *W. Howard*

P30-35

WINDOW  
BOARDS  
by *W. Howard*

P36-39

KOTA™  
by *W. Howard*

P40-43

JOINERY  
by *W. Howard*

P44-47

Taking a responsible approach to our environment has been at the heart of W.Howard for many years. It's a commitment that remains as important to us as it always has done.

As a responsible business, we make it a priority to work as sustainably as possible, making a positive contribution to reducing our impact on the world around us. By focusing on important environmental standards and working to achieve the appropriate accreditations, we continue to play our part in promoting sustainable design and construction.

## RESPECT FOR OUR ENVIRONMENT

At the core of our business are the MDF profiles we manufacture and distribute – products that live up to our environmental ambitions. Our MDF is made from wood fibres and other by-products, a process that helps us minimise waste and makes efficient use of resources. Producing 1m<sup>3</sup> of MDF stores 1.1 tonnes of CO<sub>2</sub>, making MDF profiles an environmentally conscious choice.

Our environmental commitment is also underpinned by our careful management of our manufacturing and distribution. By working to established standards, we make sure that we're aligned with sustainable practices – from the production of our MDF profiles through to the ways we get them to our customers.

## QUALITY ASSURED

Central to our dedication to sustainability is our adherence to quality assurance standard ISO9001 – evidence of our commitment to high quality standards, and to making sure our products are durable and fit for the long-term. This reduces the need for frequent replacement, and ultimately means that waste generation is reduced.

We're also proud to have achieved the prestigious environmental standard, ISO 14001. This recognises our commitment to minimising our environmental impact, from our sourcing of raw materials to the end-of-life management of our products.

We also make sure that the MDF and real wood veneers we use are certified by the Forest Stewardship Council (FSC®). This FSC certification guarantees that the wood originates from responsibly managed forests, where replanting and conservation efforts are upheld. By supporting the FSC, we help to preserve forests, biodiversity, and the livelihoods of local communities.

LOOKING AFTER OUR WORLD

With over six decades of experience behind us, we know it's critical to look after our world. That's why we've worked hard to take account of the environment in all our operations, and why we believe our stringent environmental standards really matter. As all of us evolve our business practices to meet the demands of our planet, we're proving that sustainable working and high-quality production can go hand-in-hand for a cleaner, greener future.

We continually support our local community, as well as supporting environmental causes and reducing waste across all our manufacturing processes while maintaining the very highest quality standards.

As part of our commitment to actively reduce our carbon footprint, we are delighted to be working in partnership with Innovative Energy.

ENVIRONMENT

Becoming a true industry leader takes time. It demands years of dedication and exceptional service, and a commitment to quality that keeps customers returning time and again.

That's what you get with W.Howard.

For well over six decades, we've set standards of excellence that have seen us become one of the leading names in MDF profiles, renowned as an innovative and independent brand. We're proud to have earned our position as a trusted supplier to customers across the UK & Ireland, and our unrivalled expertise has made sure that W.Howard is a business that's built to last.

## YEARS OF EXPERIENCE

Originally founded in 1958, our journey has seen us evolve into the manufacturer and distributor of Europe's widest range of MDF profiles – a range that includes skirtings, architraves, window boards, wall panelling, door linings and bespoke products. Designed to enhance all kinds of living and work spaces, our MDF profiles give any interior a quality touch – plus they're a dream to install and maintain.

Back in the 1950s, we initially focused on serving customers local to our original Manchester base, but we've since grown to become a nationwide supplier with five sites across the UK & Ireland. All our products are manufactured at our state-of-the-art plant in Kildare. Our commitment to domestic production keeps the quality high and helps us make a valuable contribution to the economy.

## EXCEPTIONAL PRODUCTS

We have over 100 stock lines in our range, with products to suit every style of interior – from classic period designs to the latest contemporary looks. As well as a variety of aesthetic choices, we offer a range of functionality options, including primed profiles with a paint-ready surface, real wood veneers that have the look of solid timber, and foil-wrapped profiles that need no painting or finishing. We also offer our exclusive KOTA™ products – tough and elegant profiles that are quick and simple to install.

Our W.Howard team is driven by passion for what we do and by our deep concern for our environment. Through decades of expert craftsmanship and business development, we've refined our manufacturing processes and built an enviable distribution network, enabling our customers nationwide to take advantage of the very best MDF profiles whenever they're needed. Visually appealing and highly durable, our products give every project a real stamp of quality.

## DEDICATED TO YOU

The W. Howard story is one of unwavering dedication to our customers and to delivering exceptional MDF profiles every time. Whatever the nature of the project, our expanding product range offers the perfect solution for a wide variety of interior design and decoration needs. Plus, as technology and our sector continue to evolve, we're proud to remain at the industry's forefront, setting new standards and shaping the future of MDF profile innovation.

Images (top to bottom):

KILDARE

LONDON

ASTLEY

MANCHESTER

POWYS



S

U

T

U

O

B

A

For over 60 years, W. Howard has understood the importance of great customer service. Making sure our customers get what they need, when they want it, is a principle that has driven our success. It simply wouldn't have been possible to become one of Europe's leading manufacturers and distributors of MDF profiles without our belief in putting customers first.

## EFFICIENT DELIVERY

Smooth and timely delivery of every order is a driving principle - a commitment that sees us go above and beyond every day.

Being positioned just off the M7 at Kill Co. W.Howard Kildare can facilitate collections and also organise efficient delivery services through our logistics partners in Ireland and Europe.

## A TEAM YOU CAN TRUST

Of course, high-quality customer service is about much more than efficient delivery alone. We're also hugely proud of our incredible external and internal sales teams – they're the friendly experts who work tirelessly to help keep customers' shelves fully stocked. Maintaining adequate inventory is so important, and our sales teams are always ready to respond.

We offer superb marketing support too to help our customers build their businesses. Comprehensive brochures showcase our unrivalled product range, while high-impact point-of-sale materials and quality samples help sales grow.



## THE HIGHEST STANDARDS

We believe superb customer service goes hand-in-hand with product quality, and we go the extra mile to make sure our MDF profiles meet the highest standards. Our manufacturing sites have achieved important accreditations including ISO9001, ISO14001 and ISO45001 – evidence of the value we place on production standards, our environmental responsibility, and the health and safety of our teams. Plus, all the MDF we use is FSC®-certified, and we work in accordance with the British Woodworking Federation's Code of Conduct.


Excellent customer service really is at the core of the way we work. With our dedication to prompt and reliable deliveries, a supportive and knowledgeable sales team, proven production processes, and a focus on our environment, we work hard to exceed customers' expectations day in, day out.

As we continue to grow and evolve, our customer service commitment remains as strong as it's ever been, cementing our position as your trusted industry partner.

S  
E  
R  
V  
I  
C  
E

**Our core range features various profiles that complement a range of interior styles. All of our core range profiles are available from stock, delivered in 3-5 days.**

All of our core range profiles are manufactured from high-quality, FSC®-certified MDF and are supplied primed ready for finishing.



CORE  
RANGE  
by *W. Howard*



Profile	Product Code	Thickness (mm)	Width (mm)	Length (mm)
---------	--------------	----------------	------------	-------------

## SQUARE & GROOVED White Primed



SG01MR18.0068PRI5400	18	68	5400
SG01MR18.0094PRI5400	18	94	5400
SG01MR18.0144PRI5400	18	144	5400

## PSE White Primed



PLSQMR12.0044PRI5400	12	44	5400
PLSQMR12.0097PRI5400	12	97	5400
PLSQMR18.0068PRI5400	18	68	5400
PLSQMR18.0094PRI5400	18	94	5400
PLSQMR18.0119PRI5400	18	119	5400
PLSQMR18.0144PRI5400	18	144	5400

## 7x7mm CHAMFER White Primed



0507MR18.0068PRI5400	18	68	5400
0507MR18.0119PRI5400	18	119	5400

## PENCIL ROUND 6mm Radius White Primed



R106MR18.0068PRI5400	18	68	5400
R106MR18.0094PRI5400	18	94	5400

Profile	Product Code	Thickness (mm)	Width (mm)	Length (mm)
<b>CHAMFERED &amp; ROUNDED</b> White Primed				



CR01MR14.5068PRI5400	14.5	68	5400
CR01MR14.5094PRI5400	14.5	94	5400
CR01MR14.5119PRI5400	14.5	119	5400
CR01MR14.5144PRI5400	14.5	144	5400
CR01MR18.0068PRI5400	18	68	5400
CR01MR18.0094PRI5400	18	94	5400
CR01MR18.0119PRI5400	18	119	5400
CR01MR18.0144PRI5400	18	144	5400

<b>OGEE 1</b> White Primed				
----------------------------	--	--	--	--



OG01MR14.5068PRI5400	14.5	68	5400
OG01MR14.5094PRI5400	14.5	94	5400
OG01MR14.5119PRI5400	14.5	119	5400
OG01MR14.5144PRI5400	14.5	144	5400
OG01MR18.0068PRI5400	18	68	5400
OG01MR18.0094PRI5400	18	94	5400
OG01MR18.0119PRI5400	18	119	5400
OG01MR18.0144PRI5400	18	144	5400

<b>MOULDED</b> White Primed				
-----------------------------	--	--	--	--



1948MR18.0068PRI5400	18	68	5400
1948MR18.0094PRI5400	18	94	5400
1948MR18.0119PRI5400	18	119	5400
1948MR18.0144PRI5400	18	144	5400

<b>HOCKEY STICK</b> White Primed				
----------------------------------	--	--	--	--



0346MR18.0032PRI5400	18	32	5400
----------------------	----	----	------

Profile	Product Code	Thickness (mm)	Width (mm)	Length (mm)
<b>ART DECO</b> White Primed				



ART1MR22.0110PRI4400	22	110	4400
ART1MR22.0194PRI4400	22	194	4400

<b>EDWARDIAN</b> White Primed				
-------------------------------	--	--	--	--



EDW2MR22.0110PRI4400	22	110	4400
EDW2MR22.0194PRI4400	22	194	4400

<b>GEORGIAN</b> White Primed				
------------------------------	--	--	--	--



GEO2MR22.0110PRI4400	22	110	4400
GEO2MR22.0194PRI4400	22	194	4400

<b>VICTORIAN</b> White Primed				
-------------------------------	--	--	--	--



VIC1MR22.0110PRI4400	22	110	4400
VIC1MR22.0194PRI4400	22	194	4400

Profile	Product Code	Thickness (mm)	Width (mm)	Length (mm)
WINDOW BOARD 9 x 9 Tongue White Primed				



WBRDMR18.0168PRI5400	18	168	5400
WBRDMR18.0194PRI5400	18	194	5400
WBRDMR18.0219PRI5400	18	219	5400
WBRDMR25.0169PRI3660	25	169	3660
WBRDMR25.0194PRI3660	25	194	3660
WBRDMR25.0219PRI3660	25	219	3660
WBRDMR25.0244PRI3660	25	244	3660
WBRDMR25.0268PRI3660	25	268	3660
WBRDMR25.0294PRI3660	25	294	3660


NOSED WINDOW BOARD White Primed				
---------------------------------	--	--	--	--



WBNOMR25.0325PRI3660	25	325	3660
WBNOMR25.0350PRI3660	25	350	3660
WBNOMR25.0400PRI3660	25	400	3660

Elevate any room with our range of striking wall panelling solutions. Designed for straightforward installation, they add a touch of real class whether used as a feature wall, individual panel or throughout the whole room.

Whether you choose our individual boards or our wall panelling kit, the effect is always impressive. As with all our MDF profiles, our wall panelling resists warping or twisting, helping to ensure a lasting and effective transformation of the space.





WALL  
PANELLING  
by *W. Howard*





## Transform any space with one of our easy to install wall panelling products


Our choice of PSE or Tongue and Groove boards give you the freedom to get creative.

The boards are all the same length allowing them to be cut to size.

The PSE boards give the user the flexibility to create the desired feature, whether it's traditional squares or a more contemporary rectangular design.

The tongues and groove boards offer the user the flexibility to create a full length feature wall or a half height wall ideal for making a statement in any room.

The individual boards are primed ready to be finished on site.

Profile	Product Code	Thickness (mm)	Width (mm)	Length (mm)	Pack size
PSE White Primed					
	PLSQMR12.0097PRI5400	12	97	5400	120 pieces

MDF WALL PANNELLING KIT



## Transform any space with one of our easy to install wall panelling sets

The MDF Wall Panelling Kit from W.Howard offers a simple way to add period style to any room.


The Kit comes complete with everything needed to fit tongue-and-groove style panelling to any wall, and needs no special equipment to install.

It is suitable for use in newbuild and existing properties, bringing a touch of elegance to bathrooms, kitchens and hallways in particular.

Each kit contains two packages – one containing a ready primed skirting and dado rail, and one including eight primed MDF beaded panels, which can cover up to 2.32m of wall space. The panels can be fitted using adhesive and mitre glue, or a hammer and pins.

A 10mm rebate lip designed into both the skirting and the dado rail helps each panel slot into place and ensures a neat, straight edge.

Once installed, the panelling is instantly ready to paint in any colour to match the existing décor.


Profile	Product Code	Thickness (mm)	Width (mm)	Length (mm)
<b>MDF WALL PANELLING KIT</b> <i>White Primed</i>				
	MDF-WALL-PANEL-KIT			
	Skirting (x1)	18	119	2440
	Dado (x1)	30	35	2440
	Panels (x8)	9	294	950

Panels also sold separately

Profile	Product Code	Thickness (mm)	Width (mm)	Length (mm)
<b>TONGUE &amp; GROOVE</b> <i>White primed</i>				
	0533MR12.0094PRI4880	12	94	4880
	TGOVMR09.0294PRI2440	9	294	2440

Enter a world of timeless elegance with our beautiful period profiles. Combining classic aesthetics with the benefits of MDF, these products are at home in a range of Georgian, Victorian and Edwardian-style interiors.

They may have the charm of a bygone age, but our period profiles won't warp or twist, and because we supply them ready primed, they can be finished on-site according to the required interior design.







PERIOD  
PROFILES  
by *W. Howard*







Stunning classic styles  
with all the benefits of MDF

Profile	Product Code	Thickness (mm)	Width (mm)	Length (mm)
<b>ART DECO</b> White Primed				
	ART1MR22.0110PRI4400	22	110	4400
	ART1MR22.0194PRI4400	22	194	4400
<b>EDWARDIAN</b> White Primed				
	EDW2MR22.0110PRI4400	22	110	4400
	EDW2MR22.0194PRI4400	22	194	4400
<b>GEORGIAN</b> White Primed				
	GEO2MR22.0110PRI4400	22	110	4400
	GEO2MR22.0194PRI4400	22	194	4400
<b>VICTORIAN</b> White Primed				
	VIC1MR22.0110PRI4400	22	110	4400
	VIC1MR22.0194PRI4400	22	194	4400

Our sleek contemporary profiles work beautifully in a variety of up-to-date interior settings where clean lines and subtle forms dominate. From contemporary homes and apartments to modern office spaces, these profiles always look the part.

The profiles' sleek elegance is matched by their superb performance – they're made of high-quality, FSC®-certified MDF that won't warp or twist. Supplied ready-primed for on-site finishing, our contemporary profiles give any interior a sophisticated look.







CONTEMPORARY  
PROFILES by *W. Howard*





SQUARE & GROOVED 2

Sleek high performance MDF profiles,  
suited for any modern interior

Profile	Product Code	Thickness (mm)	Width (mm)	Length (mm)
<b>PENCIL ROUND 6mm Radius</b> <small>White Primed</small>				
	R106MR18.0068PRI5400	18	68	5400
	R106MR18.0094PRI5400	18	94	5400
<b>SQUARE &amp; GROOVED</b> <small>White Primed</small>				
	SG01MR18.0068PRI5400	18	68	5400
	SG01MR18.0094PRI5400	18	94	5400
	SG01MR18.0144PRI5400	18	144	5400
<b>PSE</b> <small>White Primed</small>				
	PLSQMR12.0044PRI5400	12	44	5400
	PLSQMR12.0097PRI5400	12	97	5400
	PLSQMR18.0068PRI5400	18	68	5400
	PLSQMR18.0094PRI5400	18	94	5400
	PLSQMR18.0119PRI5400	18	119	5400
	PLSQMR18.0144PRI5400	18	144	5400
<b>7x7mm CHAMFER</b> <small>White Primed</small>				
	O507MR18.0068PRI5400	18	68	5400
	O507MR18.0119PRI5400	18	119	5400

Our classic profiles are familiar, well-loved designs that have stood the test of time and complement a wide range of interior styles. From refits and refurbishments to new build projects, these are MDF profiles that just work.

Manufactured from high-quality, FSC®-certified MDF, installation is straightforward. They are supplied ready-primed too, so once in place they can be finished quickly and easily to match the chosen interior style. When traditional looks and quality count, our classic profiles are made for the job.



CLASSIC  
PROFILES  
by *W. Howard*







OGEE





Popular and widely used styles  
with all the benefits of MDF

Profile	Product Code	Thickness (mm)	Width (mm)	Length (mm)
<b>CHAMFERED &amp; ROUNDED</b> <i>White Primed</i>				
	CR01MR14.5068PRI5400	14.5	68	5400
	CR01MR14.5094PRI5400	14.5	94	5400
	CR01MR14.5119PRI5400	14.5	119	5400
	CR01MR14.5144PRI5400	14.5	144	5400
	CR01MR18.0068PRI5400	18	68	5400
	CR01MR18.0094PRI5400	18	94	5400
	CR01MR18.0119PRI5400	18	119	5400
	CR01MR18.0144PRI5400	18	144	5400
<b>OGEE 1</b> <i>White Primed</i>				
	OG01MR14.5068PRI5400	14.5	68	5400
	OG01MR14.5094PRI5400	14.5	94	5400
	OG01MR14.5119PRI5400	14.5	119	5400
	OG01MR14.5144PRI5400	14.5	144	5400
	OG01MR18.0068PRI5400	18	68	5400
	OG01MR18.0094PRI5400	18	94	5400
	OG01MR18.0119PRI5400	18	119	5400
	OG01MR18.0144PRI5400	18	144	5400
<b>MOULDED</b> <i>White Primed</i>				
	1948MR18.0068PRI5400	18	68	5400
	1948MR18.0094PRI5400	18	94	5400
	1948MR18.0119PRI5400	18	119	5400
	1948MR18.0144PRI5400	18	144	5400
<b>HOCKEY STICK</b> <i>White Primed</i>				
	0346MR18.0032PRI5400	18	32	5400

HOCKEY STICK & MOULDED



CLASSIC  
PROFILES  
by *W. Howard*



Our meticulously crafted moisture-resistant MDF window boards give any window an exceptional finish – and as with all our MDF profile products, they don't warp and are defect-free.

Available in a range of thicknesses and lengths, our window boards are primed and ready for painting – perfect for fuss-free installation and finishing.



WINDOW  
BOARDS  
by *W. Howard*

WINDOW BOARD — WHITE PRIMED



All of our window boards are moisture resistant MDF and made to last

- Available thickness – 25mm
- Available width – to core range sizes

Profile	Product Code	Thickness (mm)	Width (mm)	Length (mm)
WINDOW BOARD 9 x 9 Tongue White Primed				



WBRDMR18.0168PRI5400	18	168	5400
WBRDMR18.0194PRI5400	18	194	5400
WBRDMR18.0219PRI5400	18	219	5400
WBRDMR25.0169PRI3660	25	169	3660
WBRDMR25.0194PRI3660	25	194	3660
WBRDMR25.0219PRI3660	25	219	3660
WBRDMR25.0244PRI3660	25	244	3660
WBRDMR25.0268PRI3660	25	268	3660
WBRDMR25.0294PRI3660	25	294	3660

NOSED WINDOW BOARD White Primed				
---------------------------------	--	--	--	--



WBNOMR25.0325PRI3660	25	325	3660
WBNOMR25.0350PRI3660	25	350	3660
WBNOMR25.0400PRI3660	25	400	3660

Bull nosed profile with a flush back edge, allowing it to be cut it down to suit different wall thicknesses, in line with new building regulations.

Experience outstanding durability and elegance with our exclusive KOTA™ MDF profiles. These high-quality interior profiles benefit from a smooth and silky finish that does not require painting, thanks to the application of advanced Eastman Cerfis™ polymer coating technology.

The simple three-step installation makes our KOTA™ profiles an efficient and effective solution in all kinds of home and work interiors. They're VOC-free too, so they can be installed with confidence wherever you need beauty and resilience.







KOTA™ — CHAMFERED & ROUNDED



A tough impact resistant solution with a unique white smooth coating that does not need painting

Profile	Product Code	Thickness (mm)	Width (mm)	Length (mm)
---------	--------------	----------------	------------	-------------

**CHAMFERED & ROUNDED**



CRK1MR18.0068KOT4400	18	68	4400
CRK1MR18.0119KOT4400	18	119	4400

**ROUNDED ONE EDGE 6mm**



R106MR18.0068KOT4400	18	68	4400
R106MR18.0119KOT4400	18	119	4400

**OGEE**



OGK1MR18.0068KOT4400	18	68	4400
OGK1MR18.0119KOT4400	18	119	4400

**TORUS**



TRK1MR18.0068KOT4400	18	68	4400
TRK1MR18.0119KOT4400	18	119	4400

## DOOR LININGS

Our range of door linings have been designed to complement our range of architraves and help achieve a beautiful co-ordinated interior whilst offering hard wearing durability.

Our door linings have a door stop that will need to be fitted to the lining, allowing for flexibility.



DOOR LINING STANDARD



Designed to complement  
our range of architraves

OPTION 1

LENGTHS

- 25mm available in 5.4 Metre lengths only
- 30mm available in 5.1 Metre lengths only

OPTION 2

TRADITIONAL SETS

- 30 x 132 Primed door lining
- 12 x 44 Primed door stop
- Leg Length 2080mm
- Head Length 930mm
- Bundled sets
- MOQ 56 sets

Profile	Thickness (mm)	Width (mm)	Length (mm)	Availability
---------	----------------	------------	-------------	--------------

DOOR LINING STANDARD



25	To order	Length/Set	To order
30	To order	Length/Set	To order



W.Howard has five facilities; W.Howard Kildare, HQ in Warrington, factory and distribution centres in Manchester and Powys, and our distribution centre in London.

Our stock range of white primed, veneered and wrapped MDF profiles of over 100 lines is the largest in the UK, with an infinite number of bespoke profiles available to your specification.

#### **KILDARE**

MANUFACTURING & DISTRIBUTION CENTRE

W.Howard Kildare Limited,  
Arthurstown, Kill, Co. Kildare, Ireland  
Eircode: W91 HR98

#### **WARRINGTON**

HEAD OFFICE & DISTRIBUTION CENTRE

W.Howard Limited,  
Albion Park, Warrington Rd, Glazebury,  
Warrington, WA3 5PG

#### **LONDON**

DISTRIBUTION CENTRE

W.Howard London Collection & Distribution Centre,  
Unit 16, Thurrock Trade Park, Oliver Rd,  
West Thurrock, Essex, RM20 3ED

#### **POWYS**

MANUFACTURING & DISTRIBUTION CENTRE

Polyco Limited,  
Unit F, Vastre Enterprise Park,  
Powys, SY16 1DZ

#### **MANCHESTER**

FACTORY

W.Howard Limited,  
Lower Green Ln, Astley, Manchester, M29 7JZ

**whoward.eu**

t: +44 (0)1942 881 900

f: +44 (0)1942 891 544

e: sales@whoward.eu

follow us:

